


ISRAEL-IRAN



WORLD ANTI EXTREMISM
NETWORK
BUILDING A FREE WORLD



Conflict Overview


Start of War



On February 28, the United States and Israel launched strikes on Iran




Iran's supreme leader Ayatollah Ali Khamenei was killed




U.S. Troop Deployment (Early April)

56,000+ U.S. troops in the war zone


Breakdown:



50,000 on ships, bases, and regional installations



4,500 U.S. Marines




2,000 from the 82nd Airborne Division

Possible Escalation

U.S. considering deployment of an additional 10,000 ground troops

Data Source: Harvard Kennedy School (2026)




Regional Escalation

Iran struck



- Israel
- Jordan
- Iraq
- Jordan
- GCC states
- Reported UK base in Cyprus





Casualties

Timeframe: Feb 28 – Apr 21, 2026


Iran **3,375 killed; 26,500+ injured**
(incl. 376 children, 496 women)

Israel **26 killed; 7,693 injured**

US forces **13 killed; 200 injured**

Lebanon **2,294 killed; 7,554 injured**
(incl. 177 children)

Data source: Al Jazeera (2026)



Israel-Iran War

Iraq **118 killed;** dozens injured

Kuwait **7 killed;** dozens injured

Bahrain **3 killed;** 8 injured

Jordan 29 injured


Oman **3 killed,** 15 injured

Qatar 20 injured

Saudi Arabia **3 killed,** 29 injured

UAE **12 killed,** 224 injured

Data source: Al Jazeera (2026)



School strike In Iran:

175 children and teachers killed

U.S. Spending on the War



\$11.3 billion → cost in the first 6 days
(based on Pentagon info to Congress)




\$16.5 billion → CSIS estimated cost
by day 12



After that → roughly \$0.5 billion per
day ongoing

Data source: Center for Strategic and
International Studies (CSIS), 2026.



Some Weapons systems used by the US:



Air power:

B-2 bombers, F-35, F-22, F-15, F-16




Drones & missiles:

MQ-9 Reaper, LUCAS drones, Tomahawk Cruise Missiles, HIMARS



Naval forces:

USS carrier strike groups, P-8 Poseidon



Missile defence:

Patriot systems, THAAD

Data source: Al Jazeera (2026)




Iran Drone Cost Advantage

Iran makes ~10,000 Shahed drones/month
(~\$30,000 each)

U.S. Patriot PAC-3 interceptor costs about
~\$4 million to destroy each drone

Data Source: Harvard Kennedy School (2026)



Global Oil Shock – Key Figures

Closure of Strait of Hormuz disrupted ~20% of global oil supply and Qatari LNG exports (QatarEnergy declared force majeure)

Oil Price Movement

- Brent crude surged above \$120 per barrel
- Later stabilized around \$95–100 per barrel

Conflict Risk Premium

- Estimated \$40 per barrel geopolitical risk premium
- Expected to persist while the Strait remains unstable

Consumer Impact

- US households paid \$150 more due to higher fuel prices

* Small Wars Journal (2026)

Data sources: * Virginia Tech (2026)


* Brown University (2026)



Environmental, Health & Humanitarian Impact



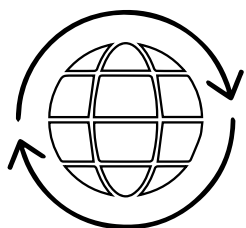
Oil fires from damaged infrastructure in Iran:
Released toxic pollutants into the environment



Health impact:
Caused breathing problems, eye and skin irritation



Contamination risk:
Affected water, and food sources



WHO logistics disrupted:
Airspace restrictions in Dubai delayed medical supply deliveries



Impact: 50+ emergency shipments affected, impacting 1.5M people across 25 countries



Internal displacement: 100,000+ people relocated within Iran due to insecurity

Data Source: WHO EMRO (World Health Organization, Eastern Mediterranean Region), 2026

